


Collet Chuck Type ER
with Cylindrical Shank
for Swiss automat machines
(sliding head)



High precision shanks
&
wide range available from
ER8 to ER25M with mininut

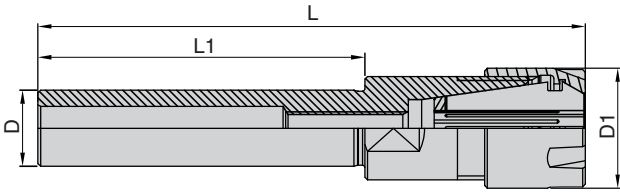
Features:

Bilz high precision collet chuck type ER with cylindrical shank provides a wide range of applications for both Swiss automatic machines (sliding head) and also for extensions used in drilling, milling or reaming operations.



- Run-out on cylindrical shank are maintained within 5 microns
- Surface finish max. Ra 0.25 provides high clamping force and high torque
- h6 tolerance on shanks for better clamping and extended tool life
- ER size range available from ER8M to ER25M with mini-nut option
- Available in both inch and metric sizes
- 3 types of cylindrical shanks like cylindrical, flat and double-ended design

Collet chuck type ER with cylindrical shank



Metric ↗ ≤ 5µm

Collet Size	Clamping Range	D (mm)	D1 (mm)	L (mm)	L1 (mm)	Bezeichnung Designation	Ident No.
ER11M	1-7	6	16	71.5	45	WCCH/ER11M-45/CYL6	66655301M
ER11M	1-7	7	16	71.5	45	WCCH/ER11M-45/CYL7	66655302M
ER8M	1-5	8	12	106.0	80	WCCH/ER8M-80/CYL8	66655303M
ER11M	1-7	8	16	82.5	56	WCCH/ER11M-56/CYL8	66655304M
ER16M	1-10	10	22	98.5	60	WCCH/ER16M-60/CYL10	66655305M
ER8M	1-5	12	12	97.0	80	WCCH/ER8M-80/CYL12	66655306M
ER16M	1-10	12	22	118.5	80	WCCH/ER16M-80/CYL12	66655307M
ER20M	1-13	15	28	142.5	100	WCCH/ER20M-100/CYL15	66655308M
ER11M	1-7	16	16	171.0	150	WCCH/ER11M-150/CYL16	66655309M
ER20M	1-13	16	28	142.5	100	WCCH/ER20M-100/CYL16	66655310M
ER16M	1-10	20	22	181.5	155	WCCH/ER16M-155/CYL20	66655311M
ER20M	1-13	25	28	181.5	155	WCCH/ER20M-155/CYL20	66655312M


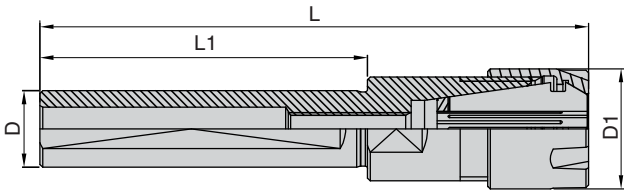
Inch ↗ ≤ 5µm

Collet Size	Clamping Range	D (mm)	D1 (mm)	L (mm)	L1 (mm)	Bezeichnung Designation	Ident No.
ER8M	1-5	3/8"	12	93.0	70	WCCH/ER8M-70/CYL3/8"	66655313M
ER11M	1-7	1/2"	16	169.5	140	WCCH/ER11M-140/CYL1/2"	66655314M
ER16M	1-10	1/2"	22	177.0	140	WCCH/ER16M-140/CYL1/2"	66655315M
ER11M	1-7	5/8"	16	172.5	150	WCCH/ER11M-150/CYL5/8"	66655316M
ER16M	1-10	3/4"	22	181.5	155	WCCH/ER16M-155/CYL3/4"	66655317M
ER16M	1-10	3/4"	22	147.0	100	WCCH/ER16M-100/CYL3/4"	66655318M
ER20M	1-13	1"	28	181.5	155	WCCH/ER20M-155/CYL1"	66655319M

Spare Parts & Accessories: Clamping nut "Mini" ER Wrench

- Delivery includes: Clamping nut ER (mini), adjusting screw
- Please order separately for wrench
- We recommend using a torque wrench for tightening the clamping nuts

Collet chuck type ER with cylindrical shank - with flat



Metric ↗
≤ 5µm

Collet Size	Clamping Range	D (mm)	D1 (mm)	L (mm)	L1 (mm)	Bezeichnung Designation	Ident No.
ER11M	1-7	16	16	58	38	WCCH/ER11M-38/CYL16-F	66655320M
ER11M	1-7	16	16	160	140	WCCH/ER11M-140/CYL16-F	66655321M
ER16M	1-10	16	22	63	35	WCCH/ER16M-36/CYL16-F	66655322M
ER16M	1-10	20	22	78	50	WCCH/ER16M-50/CYL20-F	66655323M
ER16M	1-10	20	22	98	70	WCCH/ER16M-70/CYL20-F	66655324M
ER16M	1-10	20	22	148	120	WCCH/ER16M-120/CYL20-F	66655325M
ER16M	1-10	20	22	148	140	WCCH/ER16M-140/CYL20-F	66655326M
ER16M	1-10	22	22	66	38	WCCH/ER16M-38/CYL22-F	66655327M
ER16M	1-10	22	22	98	70	WCCH/ER16M-70/CYL22-F	66655328M
ER16M	1-10	22	22	128	100	WCCH/ER16M-100/CYL22-F	66655329M
ER20M	1-13	22	28	119	80	WCCH/ER20M-80/CYL22-F	66655330M
ER25M	1-13	22	35	117	70	WCCH/ER25M-70/CYL22-F	66655331M
ER16M	1-10	25	22	93	65	WCCH/ER16M-65/CYL25-F	66655332M
ER20M	1-13	25	28	128	100	WCCH/ER20M-100/CYL25-F	66655333M
ER20M	1-13	25	28	182	154	WCCH/ER20M-154/CYL25-F	66655334M
ER25M	2-16	25	35	122	75	WCCH/ER25M-75/CYL25-F	66655335M
ER25M	2-16	25	35	181	145	WCCH/ER25M-145/CYL25-F	66655336M
ER25M	2-16	32	35	100	70	WCCH/ER25M-70/CYL32-F	66655337M

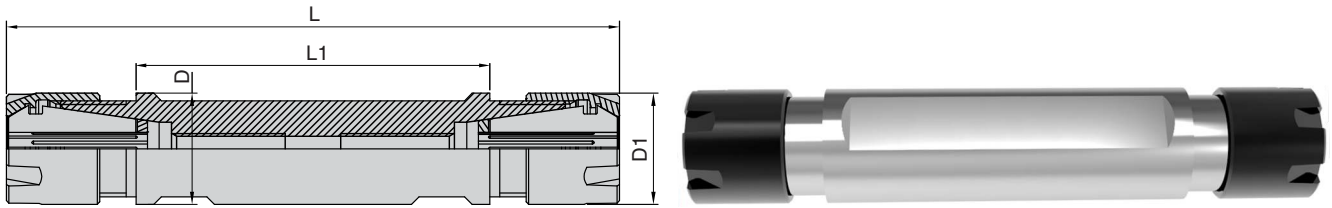
Inch ↗
≤ 5µm

Collet Size	Clamping Range	D (mm)	D1 (mm)	L (mm)	L1 (mm)	Bezeichnung Designation	Ident No.
ER8M	1-5	5/8"	12	58	43	WCCH/ER8M-43/CYL5/8"-F	66655338M
ER11M	1-7	3/4"	16	135	115	WCCH/ER11M-115/CYL3/4"-F	66655339M
ER16M	1-10	3/4"	22	66	38	WCCH/ER16M-38/CYL3/4"-F	66655340M
ER16M	1-10	3/4"	22	78	50	WCCH/ER16M-50/CYL3/4"-F	66655341M
ER16M	1-10	3/4"	22	98	70	WCCH/ER16M-70/CYL3/4"-F	66655342M
ER16M	1-10	3/4"	22	148	120	WCCH/ER16M-120/CYL3/4"-F	66655343M
ER16M	1-10	3/4"	22	168	140	WCCH/ER16M-140/CYL3/4"-F	66655344M
ER16M	1-10	1"	22	93	65	WCCH/ER16M-65/CYL1"-F	66655345M
ER16M	1-10	1"	22	103	75	WCCH/ER16M-75/CYL1"-F	66655346M
ER16M	1-10	1"	22	128	100	WCCH/ER16M-100/CYL1"-F	66655347M
ER20M	1-13	1"	28	128	100	WCCH/ER20M-100/CYL1"-F	66655348M
ER20M	1-13	1"	28	168	140	WCCH/ER20M-140/CYL1"-F	66655349M

Spare Parts & Accessories: Clamping nut "Mini" ER Wrench

- Delivery includes: Clamping nut ER (mini), adjusting screw
- Please order separately for wrench
- We recommend using a torque wrench for tightening the clamping nuts

Collet chuck type ER with double head cylindrical shank - with flat



Metric ↗ ≤ 5µm

Collet Size	Clamping Range	D (mm)	D1 (mm)	L (mm)	L1 (mm)	Bezeichnung Designation	Ident No.
ER11M	1-7	16	16	90	50	WCCH/ER11M-50/CYL16-DF	66655350M
ER11M	1-7	20	16	70	30	WCCH/ER11M-30/CYL20-DF	66655351M
ER11M	1-7	20	16	90	50	WCCH/ER11M-50/CYL20-DF	66655352M
ER16M	1-10	20	22	107	55	WCCH/ER16M-55/CYL20-DF	66655353M
ER16M	1-10	22	22	111	55	WCCH/ER16M-55/CYL22-DF	66655354M
ER16M	1-10	22	22	131	75	WCCH/ER16M-75/CYL22-DF	66655355M
ER16M	1-10	25	22	118	62	WCCH/ER16M-62/CYL25-DF	66655356M
ER20M	1-13	32	28	111	55	WCCH/ER20M-55/CYL32-DF	66655357M
ER20M	1-13	32	28	131	75	WCCH/ER20M-55/CYL32-DF	66655358M

Inch ↗ ≤ 5µm

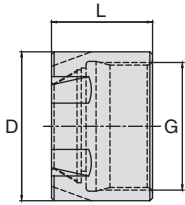
Collet Size	Clamping Range	D (mm)	D1 (mm)	L (mm)	L1 (mm)	Bezeichnung Designation	Ident No.
ER8M	1-5	5/8"	12	45	15	WCCH/ER8M-15/CYL5/8"-DF	66655359M
ER8M	1-5	5/8"	12	55	25	WCCH/ER8M-25/CYL5/8"-DF	66655360M
ER11M	1-7	3/4"	16	80	40	WCCH/ER11M-40/CYL3/4"-DF	66655361M
ER11M	1-7	3/4"	16	110	70	WCCH/ER11M-70/CYL3/4"-DF	66655362M
ER11M	1-7	3/4"	16	130	90	WCCH/ER11M-90/CYL3/4"-DF	66655363M
ER16M	1-10	3/4"	22	107	55	WCCH/ER16M-55/CYL3/4"-DF	66655364M
ER16M	1-10	1"	22	118	62	WCCH/ER16M-62/CYL1"-DF	66655365M

Spare Parts & Accessories: Clamping nut "Mini" ER Wrench

- Delivery includes: Clamping nut ER (mini), adjusting screw
- Please order separately for wrench
- We recommend using a torque wrench for tightening the clamping nuts

Accessories

Clamping nut "Mini" ER



Abmessung Size	D	L	G	Bezeichnung Designation	Ident. No.
1-5	12.0	10.8	M10X0.75	ER8M	99929720M
1-7	16.0	12.0	M13X0.75	ER11M	5033469
1-10	22.0	18.5	M19X1.0	ER16M	6944416
1-13	28.0	19.0	M24X1.0	ER20M	6951224
2-16	35.0	20.0	M30X1.0	ER25M	6955533

Delivery includes suitable clamping nut. Please order separately for any additional clamping nut.

Wrench

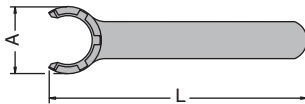


Bild. A
Fig. A

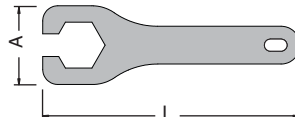


Bild. B
Fig. B

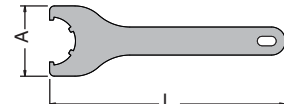


Bild. C
Fig. C

Bezeichnung Designation	für Spannmutter for Clamping Nut	A (mm)	L (mm)	Bild Fig	Ident. No.
E8M	ER8M-DIN 6499	12.4	74	A	99979995M
E11M	ER11M-DIN 6499	16.8	90	A	6942650
E16M	ER16M-DIN 6499	22.5	110	A	6932510
E20M	ER20M-DIN 6499	29.0	120	A	6934089
E25M	ER25M-DIN 6499	36.0	130	A	6933989

Please order separately for wrench

Further development changes in terms of technical progress remain reserved.
Possible printing errors or intermediate changes of all kinds do not entitle to any claims.